






Summer of Possibilities

Observing Nature





Summer Activities for Families



Play and learn this summer with PBS KIDS! Get started with the hands-on activity collections below or visit pbskids.org, the PBS KIDS Video app, and the PBS KIDS Games app for more ideas and fun. Remember to follow @PBSKIDS for great summertime activities for the whole family.

EXPLORE

SUMMER COLLECTIONS

PLAY & LEARN


FREE ACTIVITIES ON pbskidsforparents.org/summer

CELEBRATE WITH FAMILY NIGHT

FRIDAYS ON THE PBS KIDS 24/7 CHANNEL AND VIDEO APP



Observing Nature



You and your child can try a scavenger hunt, go on a weather walk, or read and play with this nature-themed playlist and activity collection. What's the biggest tree you can find?

Tally Ho! Nature Cat, Hal, Daisy, and Squeeks are hitting the trails to learn about birds, bugs, and...strawberries? Tune in for a sweet NATURE CAT marathon June 4.

Making Family Traditions

Does your family have a favorite tradition? Get inspired to create your own with this collection of crafts, music, and story clips.

Join Molly, Tooeey, and Trini for a night of adventure as they explore family stories, Alaska Native traditions, and the great outdoors in MOLLY OF DENALI. Tune in on June 11.

Sharing Your Creativity through Art

Spark creativity with games from SCRIBBLES AND INK! This special collection of resources is designed to get you and your child singing, dancing, drawing, and laughing.

It's a pinka-party and your family is invited to paint, draw, and dance with PINKALICIOUS & PETERRIFIC! Join the fun on June 18.

Being a Good Friend and Neighbor

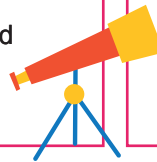


What makes family and friends special? There are lots of things kids can do to celebrate neighbors and friends. This collection will help them learn about their role in the community.

There's a new neighborhood at PBS KIDS! It's the world of DONKEY HODIE from the makers of DANIEL TIGER'S NEIGHBORHOOD. Tune in June 25 to see how Donkey Hodie and her pals use teamwork and laughter to accomplish amazing things.

Exploring Space at Home

Build a rocket ship, go stargazing, or imagine life on another planet with this collection of space-themed games, activities, and an out-of-this-world playlist.



Jet Propulsion is the kid next door AND an alien! Join him - along with his family and friends - as they explore the far reaches of outer space in two specials from READY JET GO! on July 2.



pbskidsforparents.org/summer



Summer Activities for Families



EXPLORE

SUMMER COLLECTIONS

PLAY & LEARN

FREE ACTIVITIES ON pbskidsforparents.org/summer

CELEBRATE WITH FAMILY NIGHT

FRIDAYS ON THE PBS KIDS 24/7 CHANNEL AND [VIDEO APP](#)

Playing with Water

Whether it's frozen or melted, water is a wonderful way to inspire your child's curiosity. Find playful activities in this water-themed collection.



Investigating Animals

Crawl like an ant, jump like a frog, and gallop like a horse! Inspire young learners to sing, play, and laugh with this special collection of animal-themed resources.



Reading and Sharing Stories

Words can take your child anywhere. Use the activities in this collection to help them build literacy skills and create and share family stories.

Get ready to travel through time with XAVIER RIDDLE AND THE SECRET MUSEUM! The fun starts on July 23 when Xavier, Yadina, and Brad meet real-life storytellers Mark Twain, Zora Neale Hurston, and Maya Angelou.

Creating Daily Routines for Kids

It's always a good time to brush up on everyday routines with your child like greeting friends, picking up toys, and getting ready for bed. This collection is filled with tips and ideas!




It's scary and exciting to do something for the first time. Pick up tips, songs, and strategies from Daniel as he explores new things during the DANIEL TIGER'S NEIGHBORHOOD marathon on July 30.

Going Back to School

Preparing for a new school year can stir up lots of emotions for your child. Use the activities in this collection to plan ahead and practice first day routines together.

"That is so interesting!" Everyone wonders about the world, including Elinor from ELINOR WONDERS WHY. She's curious just like your child! Join her on August 6 as she learns to ask questions and solve puzzles.



pbskidsforparents.org/summer



Wild Kratts Wildlife Journal

Keeping a wildlife journal is a great way to build both observation and writing skills. You don't have to go far – you'd be surprised what is going on just outside your front door!



Directions


Creating the Journal:

(You may want to ask an adult for some help.)

1. Fold several sheets of paper in half so that you create a booklet.
2. Look outside your window, walk in your yard, or along your street and take notice of what you see.
3. Customize the journal by creating an illustration on the cover.

Using the Journal:

1. Write the day's date.
2. Go outside and walk in your yard, along your street, or in a nearby park and take notice of what you see.
 - Did you see any animals? Birds? Insects?
 - Where are they living?
 - What are they doing?
 - How many did you see?
 - Could you hear them?
 - What time of day is it?
3. Write down notes or sketch a picture in your journal, so that you have a record of the thing you observed.
4. After a few entries, take a look back at the things you saw. How were things different each time? What was the same?



Materials

- **Several sheets of unlined paper**
- **Hole punch or stapler for binding**
- **Ribbon or string to bind**
- **Markers, pencils or crayons**

Find more games and activities at pbskidsforparents.org





Wild Kratts Wildlife Journal

What I Observed

Nature Notes

Date _____

Location _____



Find more games and activities at pbskidsforparents.org

PBS KIDS and the PBS KIDS Logo are registered trademarks of Public Broadcasting Service. Used with permission. Wild Kratts® © 2020 Kratt Brothers Co. Ltd./ 9 Story Media Group Inc. Wild Kratts®, Creature Power® are owned by Kratt Brothers Company Ltd. Corporate funding is provided by Adventure Academy™ and Target. All rights reserved.



Funded by:












Scavenger Hunt

Name _____



It's time to explore! Take a walk around your neighborhood and go on a scavenger hunt. Check the box for each item you find. Draw what you found or tape an item to the empty boxes on the page.

 flower	<input type="checkbox"/> something that smells good	 bug	<input type="checkbox"/> something beautiful
 bird	<input type="checkbox"/> something soft	 flying insect	 something rough
 leaf	<input type="checkbox"/> something prickly	<input type="checkbox"/> rock	 spider or spiderweb

Find more games and activities at pbskidsforparents.org

Funded by



PBS KIDS Logo are registered trademarks of Public Broadcasting Service. Used with permission. Major funding for the series is provided by the Corporation for Public Broadcasting (CPB) and the Van Eekeren Family, founders of Land O'Frost. Additional funding: The Hamill Family Foundation, The Segal Family Foundation, The Arthur Vining Davis Foundations, Polk Bros. Foundation, Sage Foundation, Philip F. Schoch Charitable Trust. NATURE CAT and associated characters, trademarks and design elements are owned by Spiffy Entertainment, LLC © 2020 Spiffy Entertainment, LLC, All rights reserved. Made available by the Corporation for Public Broadcasting, a private corporation funded by the American people.





Track Your Daily Weather (Month)




What is the weather like in your neighborhood?
Track the weather in your area with this Nature Cat calendar.

(Name)

SUNDAY	MONDAY	TUESDAY	WEDNESDAY	THURSDAY	FRIDAY	SATURDAY

KEY



SUNNY



PARTLY CLOUDY



CLOUDY




RAINY



SNOWY

TALLY HO!

Fill in the dates and use the key to draw weather symbols on each day or draw your own pictures.



For more printables, go to pbskidsforparents.org



Major funding for the series is provided by the Corporation for Public Broadcasting (CPB) and the Van Eekeren Family, founders of Land O'Frost. Additional funding: The Hamill Family Foundation, The Segal Family Foundation, The Arthur Vining Davis Foundations, Polk Bros. Foundation, Elizabeth Morse Genius Charitable Trust, Alvin H. Baum Family Fund, Bobolink Foundation, Sage Foundation, The David E. Zyer Family, Dr. Scholl Foundation, and Colonel Stanley R. McNeil Foundation. NATURE CAT and associated characters, trademarks and design elements are owned by Spiffy Entertainment, LLC © 2017 Spiffy Entertainment, LLC. All rights reserved. PBS KIDS and the PBS KIDS Logo are registered trademarks of Public Broadcasting Service. Used with permission. This document may be printed for personal, noncommercial purposes.






Plant Journal

Create your own miniature garden and watch your plant grow. Use this journal to track the growth of your plant over the next few weeks.

TALLY HO! LET'S HAVE FUN!

1. Print out this plant journal.
2. Cut out the journal pages along the dotted lines so that you have 8 pages for your journal.
3. Stack all of the journal pages together so that they are in order pages 1 through 8.
4. Staple the top left corner of the pages to make a book.
5. Follow the directions on each page of the journal. Now you can use your journal to keep track of your plant as it grows.



(Name) page 1

Today, I planted _____.

(type of seed)

I put the seed in the soil and watered it.

My plant likes _____ sunlight,

(a lot of/a little)


so I will put my plant _____.

(outside/in a window sill/on a table)

I will water my plant _____.

(how often the plant should be watered)

page 2



This is what my plant looked like on the day I planted it.

page 3



This is what my plant looked like after 3 days.

page 4



Find more games and activities at pbskidsforparents.org



Plant Journal



This is what my plant looked like after 1 week.


page 5



This is what my plant looked like after 2 weeks.



page 6



This is what my plant looked like after 1 month.



page 7

Is your plant all grown up?

If it is a plant that would like to be outdoors, carefully move it to a nice spot in your yard or garden in the spring or summer. If it is a plant that would like to stay indoors, keep it on a sunny or well-lit windowsill or table. Remember to keep watering your plant.

Is your plant still sprouting? No problem!

Some seeds take longer to sprout and grow than others. It can take several weeks for your plant to sprout and start to grow. Keep giving your plant water and light.

Did your plant wilt quickly or never grow? It's okay!

Gardening takes practice. The plant may have gotten too much water, not enough water, not enough sunlight, or it was too hot or too cold. Sometimes plants will only grow in certain seasons. You can try again with new seeds.

page 8

Find more games and activities at pbskidsforparents.org



Arthur's Green Thumb

Encourage your child to have a green thumb! In this activity, children have the chance to grow beans from the ground up and create their very own garden.

Materials

1. beans (pole, lima, or snap beans are easy to grow)
2. fork
3. marker
4. masking tape
5. old soup cans (for planters)
6. potting soil
7. gravel or pebbles
8. Arthur's Green Thumb Planter Label Worksheet

Directions

Grow and care for plants with your children.

1. **Prepare:** Soak the beans overnight so they will grow faster.
2. **Plant:** Talk with your children about plants, explaining that plants need water and light to live. Help each child fill a can no more than $\frac{1}{4}$ full with a small amount of gravel or small pebbles. Then fill each can no more than $\frac{3}{4}$ full with potting soil. Plant the beans that have been soaked overnight under a shallow layer of dirt (one or two beans per can). Children can make labels for their planters. Place the cans in a sunny area.
3. **Nurture:** Show children how to water their beans every day or two so that the soil is moist but not wet, and discuss how the plants change as they grow.



For more games and activities, visit pbskidsforparents.org

Funded by:
ABCmouse.com[®]



Arthur's Green Thumb

Directions:

1. Using the boxes below, create labels for your new plants. You can write your name, the type of plant, or color on the label!
2. Cut out the label and tape onto the outside of your planter!



Your Name

Plant Name

Your Name


Plant Name

For more games and activities, visit pbskidsforparents.org

Funded by:
ABCmouse.com



What's that Bird?



Molly loves animals, especially birds. One of her favorite things to do is go outside and look and listen for birds. More than 470 species of birds can be found in Alaska — and Molly hopes to see them all! She even created her own Field Guide to Birds.

Use Molly's Field Guide to identify and learn more about birds in your neighborhood. If you find any birds that are not in Molly's Field Guide, create your own pages with information about these birds to add to her field guide. People who look for and identify birds are called *birders*. You can be a birder, too!

Get Started

Take a look at Molly's Field Guide pages for the American Robin, Great Horned Owl, Rock Pigeon, and Canada Goose. What information or images are helpful? How is the information organized? Could you use the information to identify these birds outside? Give it try!

Go Outside

You'll find birds in many places, whether you live in a city, the suburbs, or in the country. You just have to look! Go outside as a family, and be sure to bring Molly's Field Guide with you as well as some blank paper and a pencil.

Once you are outdoors, spend time quietly listening and looking at what's around you. When you spot a bird, look closely at its *identifying features*—details such as its colors, beak shape, and size—to help you determine what kind of bird it is. Then, check in Molly's Field Guide to see if you can find the bird and learn more about it. If you can't find it, take notes or draw pictures to help you remember what you saw.

Read and Research

When you are back home from birding, look at your notes and your drawings of the birds you could not identify. Do some research to learn more about those birds by going to your local library or online. Check out one or more of the field guides listed in the box on this page. Different field guides are organized in different ways, but the identifying features you noted about the birds you saw will help you find them in a field guide.



Field Guides to Birds

National Audubon Society First Field Guide: Birds by Scott Weidensaul

National Geographic Field Guide to the Birds of North America by Jon L. Dunn and Jonathan Alderfer

Peterson Field Guide to Birds of North America by Roger Tory Peterson

The Sibley Guide to Birds by David Sibley

Digital Guides to Birds

Cornell Lab of Ornithology
web: www.allaboutbirds.org
app: Merlin Bird ID

National Audubon Society
web: www.audubon.org/bird-guide
app: Audubon Bird Guide

For more games and activities, visit pbskidsforparents.org

Powered by a Ready To Learn Grant




The contents of this program were developed under a grant from the Department of Education. However, those contents do not necessarily represent the policy of the Department of Education, and you should not assume endorsement by the Federal Government. The project is funded by a Ready To Learn grant (PR/AWARD No. U295A150003, CFDA No. 84.295A) provided by the Department of Education to the Corporation for Public Broadcasting. Made available by the Corporation for Public Broadcasting, a private corporation funded by the American people.

Funding for MOLLY OF DENALI™ is provided by a Ready To Learn Grant from the U.S. Department of Education; the Corporation for Public Broadcasting, a private corporation funded by the American People; and by public television viewers. Additional funding made possible with the participation of the Province of British Columbia Production Services Tax Credit. Corporate funding provided by the T. Rowe Price College Savings Plan and Target.

MOLLY OF DENALI is produced by GBH Kids and Atomic Cartoons in association with CBC Kids. PBS KIDS and the PBS KIDS Logo are registered trademarks of Public Broadcasting Service. Used with permission.

Molly of Denali, and related characters and indicia are trademarks and copyright © 2021 WGBH Educational Foundation. All rights reserved.



Make Your Own Field Guide

Once you've identified your birds, add them to Molly's Field Guide so other people can identify them later! Use the information from your research and your own observations to create a field guide page for each bird. Follow these steps:

1. Get an empty three-ring binder or paper folder with fasteners.
2. Print out Molly's Field Guide and assemble the pages in this order: cover first, then the numbered pages, and the index last.
3. Use a hole punch to punch holes in all pages except the cover.
4. To add birds that you found in your neighborhood to Molly's Field Guide, use the blank page. This page has the same text features that are on Molly's Field Guide pages. Put the name of the bird at the top of the page and then add the information you want to include, using features such as:
 - pictures
 - captions
 - maps
 - diagrams
5. Add page numbers to each page, and then add the names of your birds and the page numbers to the index.
6. Put all of your pages in order according to their page numbers and put them into your binder or folder. The index goes at the end of the field guide.
7. Tape or glue the cover to the front of the binder or folder. Write your name on the line under Molly's name.
8. You can keep adding pages as you discover new birds in your neighborhood.
9. Take a friend or a family member birding and use your ready guide to introduce them to great birds!
10. Now that you know how to make a field guide, you can make your very own. It doesn't have to be about birds. It can be about trees, or flowers, or even rocks you find in your neighborhood.

Using Your Eyes and Ears

To identify a bird ask yourself these questions:

- What does it sound like?
- What is its habitat?
Where does it spend its time?
- What is unusual about the way that it looks? Does it have interesting patterns or colors?
- What are its main colors?

For more games and activities, visit pbskidsforparents.org

Powered by a Ready To Learn Grant




The contents of this program were developed under a grant from the Department of Education. However, those contents do not necessarily represent the policy of the Department of Education, and you should not assume endorsement by the Federal Government. The project is funded by a Ready To Learn grant (PR/AWARD No. U295A150003, CFDA No. 84.295A) provided by the Department of Education to the Corporation for Public Broadcasting. Made available by the Corporation for Public Broadcasting, a private corporation funded by the American people.

Funding for MOLLY OF DENALI™ is provided by a Ready To Learn Grant from the U.S. Department of Education; the Corporation for Public Broadcasting, a private corporation funded by the American People; and by public television viewers. Additional funding made possible with the participation of the Province of British Columbia Production Services Tax Credit. Corporate funding provided by the T. Rowe Price College Savings Plan and Target.

MOLLY OF DENALI is produced by GBH Kids and Atomic Cartoons in association with CBC Kids. PBS KIDS and the PBS KIDS Logo are registered trademarks of Public Broadcasting Service. Used with permission.

Molly of Denali, and related characters and indicia are trademarks and copyright 2021 WGBH Educational Foundation. All rights reserved.



A Field Guide


to Birds



NAME _____



Great Horned Owl



WHAT IT LOOKS LIKE

Identifying Features:

yellow eyes

cinnamon
or gray
colored face



large, feathered
tufts on head that
look like "horns"

white throat

The Great Horned Owl is a very large owl that can be 25 inches tall. Its scientific name is *Bubo virginianus*.

WHAT IT SOUNDS LIKE

Calls and Songs:

- deep hooting voice
- makes four to six hoots in a row
- "hoo-h'HOO-hoo-hoo"
- "hoohoo hoo hoo"

INTERESTING FACTS:

The Great Horned Owl is nocturnal, which means it is active at night when most people are sleeping. An owl has special feathers that allow it to fly quietly at night and eyes that are very good at seeing in the dark.

WHERE IT LIVES


Habitat:

- woods, wetlands, grasslands
- backyards, orchards, or farmlands
- cities and abandoned buildings
- deserts




Map provided by Cornell Lab of Ornithology

American Robin



WHAT IT LOOKS LIKE

Identifying Features:



The American Robin is a large songbird that is 8 to 11 inches from tip of beak to tip of tail. Its scientific name is *Turdus migratorius*.

WHAT IT SOUNDS LIKE

Calls and Songs:

- “tuk,” “pup,” or “chok”
- “yeep” or “teek” as an alarm call
- sings with a clear, lively whistle
- “cheerily, cheer up, cheer up, cheerily, cheer up”

WHERE IT LIVES

Habitat:

- lawns, fields, and parks
- woodlands, forests, mountains
- farmlands, suburbs, and urban neighborhoods


INTERESTING FACTS:

Earthworms are a favorite food of robins. A robin often finds worms by staring at the ground with its head tipped to one side. Robins sometimes try to grab worms that other robins have caught.



Map provided by Cornell Lab of Ornithology

Canada Goose




WHAT IT LOOKS LIKE

Identifying Features:

wide, flat beak
with jagged
edges

white cheeks
and chin



black head and
long black neck

large webbed
feet

The Canada Goose is a large water bird that is 30 to 43 inches from tip of beak to tip of tail. Its scientific name is *Branta canadensis*.

WHAT IT SOUNDS LIKE

Calls and Songs:

- loud honks
- often honks when flying
- female gives a shorter, higher “hrink” call; male gives low “ahonk” call
- defensive “hiss”

INTERESTING FACTS:

Most Canada Geese migrate. That means they move from one place to another as the seasons change. When Canada Geese fly south for the winter, they fly as a flock. One goose leads the way and the rest follow behind in a distinctive “V” formation. You’ll hear them honking as they fly overhead.

WHERE IT LIVES

Habitat:


- near lakes, rivers, ponds, or other bodies of water
- lawns, parks, golf courses, and fields
- farmlands, suburbs, urban areas, and airports



■ Breeding
■ Nonbreeding
■ Year-round


Map provided by Cornell Lab of Ornithology

Rock Pigeon



WHAT IT LOOKS LIKE

Identifying Features:



The Rock Pigeon is a medium-sized bird that is 12 to 14 inches from tip of beak to tip of tail. Its scientific name is *Columba livia*.

WHAT IT SOUNDS LIKE

Calls and Songs:

- soft coo
- short grunt as an alarm call
- song of rolling cooing
- “coo-cuk-cuk-cuk-coo”

WHERE IT LIVES

Habitat:


- cities and suburbs
- farmlands, fields, and parks
- rocky cliffs

INTERESTING FACTS:

Rock Pigeons like to nest on sheltered cliff ledges. Rock Pigeons that live in cities often build nests on window ledges, because they are a lot like cliff ledges.



Map provided by Cornell Lab of Ornithology



Name of bird

WHAT IT LOOKS LIKE

Identifying Features:



WHAT IT SOUNDS LIKE


Calls and Songs:

WHERE IT LIVES

Habitat:

INTERESTING FACTS:

Index



American Robin	2
Canada Goose	3
Great Horned Owl	1
Rock Pigeon	4



Name _____



Design Your Own Plant Superhero

Big Idea: There are many different types of plants. Some types of plants are good at cleaning the air to make it better for us to breathe.

Explore: Below are three different types of plants. All of these plants are good at cleaning the air inside your house to get rid of pollutants. Pollutants are small, unhealthy things that can get into the air, sometimes from new rugs or cleaning supplies. These plants breathe in the pollutants when they take in air, making it healthier for us inside.



Peace Lily



Areca Palm



Snake Plant

Look at the three plants above. What do you notice that all of these plants have in common? What parts of the plant do you see? What do all plants need?

How are these plants different from each other?

Find more games and activities at pbskidsforparents.org

Funded by:



CYBERCHASE is a production of THIRTEEN Productions LLC in association with WNET. © THIRTEEN Productions LLC. All rights reserved.
Funding for Cyberchase is provided by The JPB Foundation, the Heising-Simons Foundation and Ernst & Young LLP.
Additional funding is provided by Lynne and Marc Benioff, the Tiger Baron Foundation, Shalaja and Umesh Nagarkatte and Ellen Marcus.
PBS KIDS and the PBS KIDS logo are registered trademarks of PBS. Used with permission.
Made available by the Corporation for Public Broadcasting, a private corporation funded by the American people.





Name _____


Design Your Own Plant Superhero

Create: Draw your own plant superhero to help save your family from pollutants in the air!

1. One person will go first. On the “Draw Page,” starting with the top section, draw the head/flower of your plant superhero. Keep your drawing hidden from your partner!

TIP: Include some of the things that you noticed about the air-cleaning plants in your drawing.

2. When you are finished, draw two lines that come down a little below the dotted line to show the neck or stem of your superhero.
3. Fold the top half back along the dotted line.
4. Pass the drawing to the next person. Note: Make sure they can't see what you've drawn! They will draw the middle part of your superhero/stem, starting with the lines from the top.
5. When you are finished, draw two lines that come down a little below the dotted line again.
6. Fold the middle section back along the dotted line.
7. Pass the paper back to the first person to draw the bottom/roots of your plant superhero.
8. When you are finished, unfold the paper to see your creation!



Find more games and activities at pbskidsforparents.org

Funded by:

CYBERCHASE is a production of THIRTEEN Productions LLC in association with WNET. © THIRTEEN Productions LLC. All rights reserved.
Funding for Cyberchase is provided by The JPB Foundation, the Heising-Simons Foundation and Ernst & Young LLP.
Additional funding is provided by Lynne and Marc Benioff, the Tiger Baron Foundation, Shalaja and Umesh Nagarkatte and Ellen Marcus.
PBS KIDS and the PBS KIDS logo are registered trademarks of PBS. Used with permission.
Made available by the Corporation for Public Broadcasting, a private corporation funded by the American people.





Name _____

Design Your Own Plant Superhero **DRAW PAGE**

Take turns drawing your plant superhero on this page. Start with the top section and make sure to draw down just below the dotted line. Fold over the top section when you are done and pass on to the next person for the middle section.

Fold back here when top section is done.

Fold back here when middle section is done.

Find more games and activities at pbskidsforparents.org

Funded by:



CYBERCHASE is a production of THIRTEEN Productions LLC in association with WNET. © THIRTEEN Productions LLC. All rights reserved.
Funding for *Cyberchase* is provided by The JPB Foundation, the Heising-Simons Foundation and Ernst & Young LLP.
Additional funding is provided by Lynne and Marc Benioff, the Tiger Baron Foundation, Shailaja and Umesh Nagarkatte and Ellen Marcus.
PBS KIDS and the PBS KIDS logo are registered trademarks of PBS. Used with permission.
Made available by the Corporation for Public Broadcasting, a private corporation funded by the American people.






Name _____


Design Your Own Plant Superhero

Reflect: If one plant superhero can clean the air in one 10 x 10 foot room, like this,



[10x10]


how many plant superheroes would you need to clean a room that was twice as big?



[10x20]

_____ superheroes

What if you had a room that was 9 times as big, a 30 x 30 foot room?



[30x30]

_____ superheroes



Find more games and activities at pbskidsforparents.org

Funded by:



CYBERCHASE is a production of THIRTEEN Productions LLC in association with WNET. © THIRTEEN Productions LLC. All rights reserved.
Funding for Cyberchase is provided by The JPB Foundation, the Heising-Simons Foundation and Ernst & Young LLP.
Additional funding is provided by Lynne and Marc Benioff, the Tiger Baron Foundation, Shalaja and Umesh Nagarkatte and Ellen Marcus.
PBS KIDS and the PBS KIDS logo are registered trademarks of PBS. Used with permission.
Made available by the Corporation for Public Broadcasting, a private corporation funded by the American people.





Materials

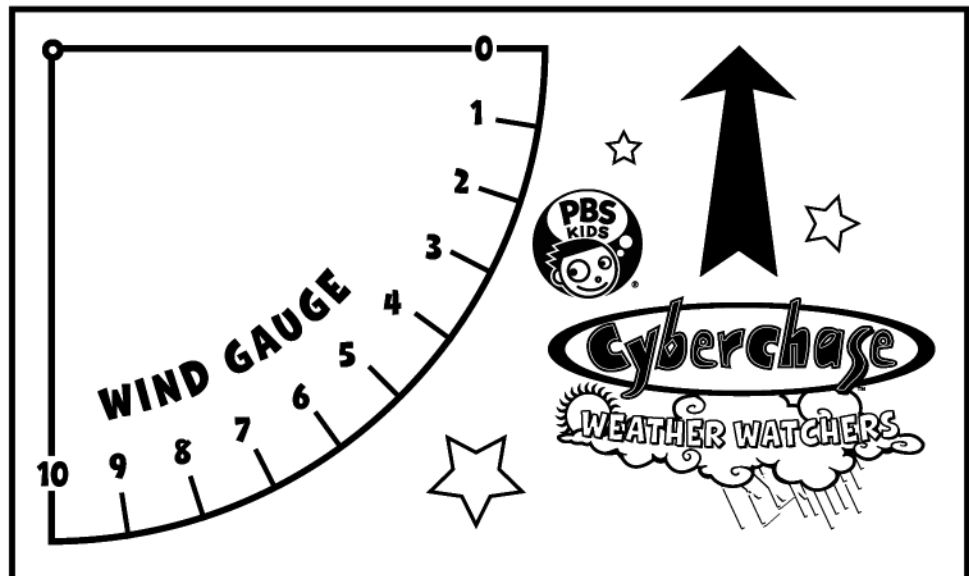
- 3 x 5 index card
- 12-inch piece of string
- "Make a Wind Gauge" handout
- small paper clip
- glue sticks
- hole punch
- scissors

Make a Wind Gauge

How fast is the wind blowing? Use this Wind Gauge to find out!

Directions

- 1** Glue your Wind Gauge to an index card.
- 2** Make a hole where the black dot is. Tie the string through the hole.
- 3** Attach a paper clip to the other end of the string.
- 4** Outside, hold the card so the string lines up with 0 (zero). Point the arrow toward the wind. What number does the string line up with now? That's your wind speed!
- 5** Now find another place to measure the wind speed. Which place has the fastest wind?



For more activities, visit pbsparentsforkids.org

PBS KIDS and the PBS KIDS Logo are registered trademarks of Public Broadcasting Service. Used with permission.



The Weather in My Neighborhood

Name _____

**What is the weather like outside?
Is it sunny, rainy, cloudy or windy?**

Meteorologists study the weather. This week, help chart the weather conditions. Each day, look out your window and draw a picture of the weather outside.

Monday	Tuesday	Wednesday	
Thursday	Friday	Saturday	Sunday

KEY:



Sunny




Rainy



Cloudy



Windy



Count how many days of each type of weather there were.

Find more games and activities at pbskidsforparents.org

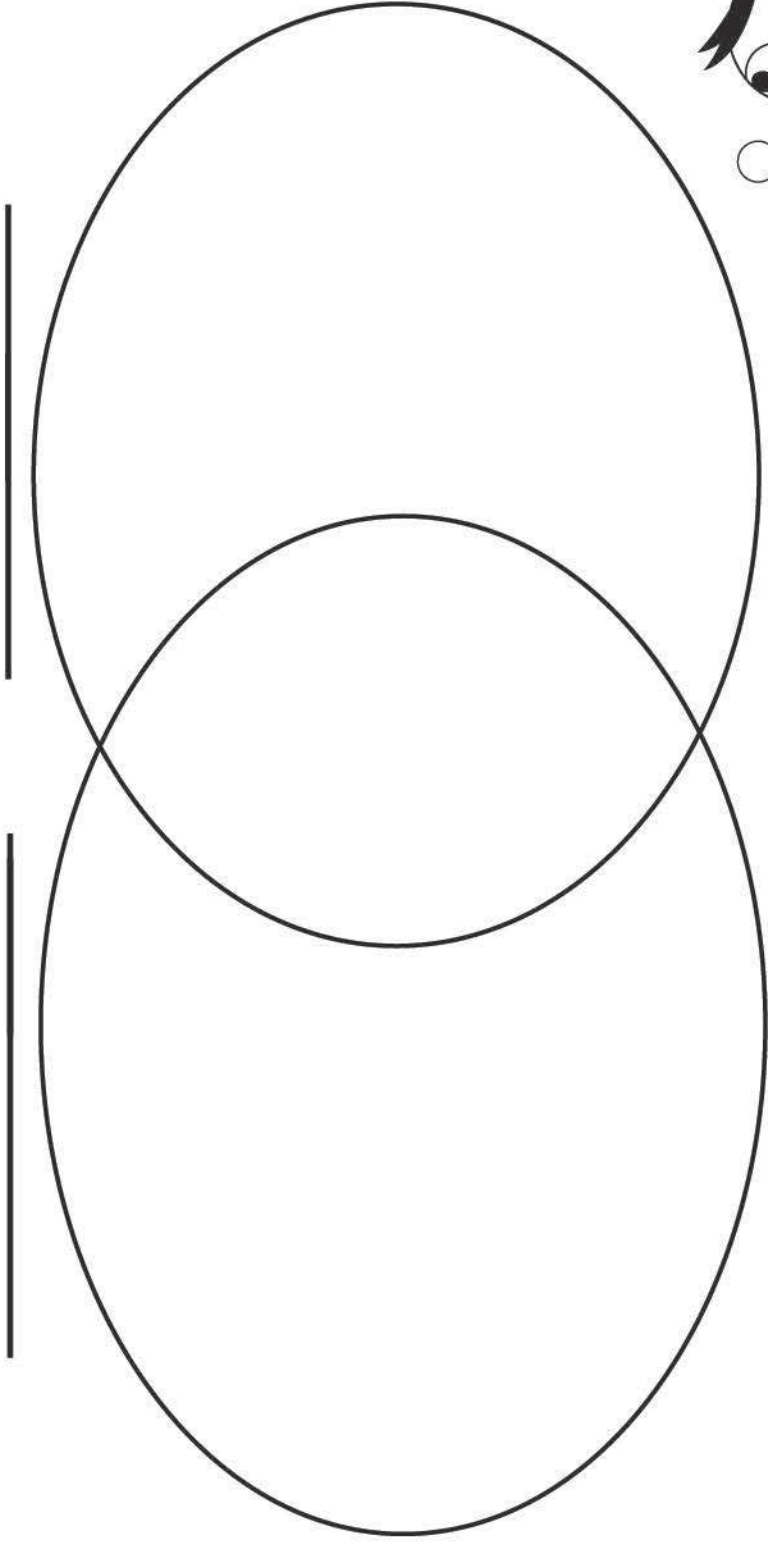


Investigating Leaves


Find two leaves.

How are they different?
How are they similar?

Name _____



Both



Find more games and activities at pbskidsforparents.org

Venn Diagram



The Seasons

Name

There are four seasons each year: winter, spring, summer and fall. They always follow the same pattern. During each season, there are different activities we enjoy and different clothes we wear. Some animals, like bears, frogs, and bats, hibernate in the winter because it is cold. In spring, plants and trees grow buds and leaves. In summer, it might be hot and you might need to wear sunscreen and sunglasses. In fall, the leaves on trees may change colors and fall on the ground. Draw in each section of the wheel, one thing that you might see in each of the seasons.

 **Winter**

Spring 

 **Summer**

Fall 

Find more games and activities at pbskidsforparents.org



Learn at Home with PBS KIDS

Schedule Begins May 3, 2021

Explore reading, math, science, life lessons, and more on the PBS KIDS 24/7 channel and live stream! The TV schedule below offers you and your child a chance to learn anytime alongside your friends from PBS KIDS.

TIME (M-F)	SHOW	GRADE	LEARNING GOALS
6/5c am	The Cat in the Hat Knows a Lot About That!	PK-1	Science & Engineering
6:30/5:30c am	Ready Jet Go!	K-2	Science & Engineering
7/6c am	Peg + Cat	PK-K	Math
7:30/6:30c am	Super WHY!	PK-K	Literacy
8/7c am	Daniel Tiger's Neighborhood	PK-K	Social & Emotional Learning
8:30/7:30c am	Daniel Tiger's Neighborhood	PK-K	Social & Emotional Learning
9/8c am	Sesame Street	PK-K	Literacy, Math, Social & Emotional Learning
9:30/8:30c am	Elinor Wonders Why	PK-K	Science & Engineering
10/9c am	Clifford the Big Red Dog	PK-K	Social & Emotional Learning, Literacy
10:30/9:30c am	Dinosaur Train	PK-K	Science
11/10c am	Let's Go Luna!	K-2	Social Studies
11:30/10:30c am	Nature Cat	K-3	Science
12 pm/11c am	Nature Cat	K-3	Science
12:30 pm/11:30c am	Xavier Riddle and the Secret Museum	K-2	Social & Emotional Learning
1/12c pm	Molly of Denali	K-2	Literacy
1:30/12:30c pm	Hero Elementary	K-2	Science & Engineering
2/1c pm	Cyberchase	1-5	Math & Science
2:30/1:30c pm	Pinkalicious & Peterrific	PK-1	The Arts
3/2c pm	Pinkalicious & Peterrific	PK-1	The Arts
3:30/2:30c pm	Elinor Wonders Why	PK-K	Science & Engineering
4/3c pm	Donkey Hodie	PK-K	Social & Emotional Learning
4:30/3:30c pm	Curious George	PK-K	Math, Science & Engineering
5/4c pm	Curious George	PK-K	Math, Science & Engineering
5:30/4:30c pm	Xavier Riddle and the Secret Museum	K-2	Social & Emotional Learning
6/5c pm	Molly of Denali	K-2	Literacy
6:30/5:30c pm	Hero Elementary	K-2	Science & Engineering

Access FREE, at-home learning activities, tips, and more on pbskidsforparents.org



Learn at Home with PBS KIDS

Play and learn anytime and anywhere with free apps from PBS KIDS! Use the chart below to find the app that aligns to your child's grade, learning goal, and favorite PBS KIDS show - then download it on your on your mobile or tablet device to play online, offline, or anytime.




Apps for Social & Emotional Learning

Daniel Tiger for Parents	PK-K	Social & Emotional Learning
PBS KIDS Games app	K-2	Multiple Learning Goals
PBS KIDS Video app	K-2	Multiple Learning Goals


Apps for Literacy Learning

Dinosaur Train A to Z	PK-K	Literacy, Science
Molly of Denali	K-2	Literacy
PBS KIDS Games app	K-2	Multiple Learning Goals
PBS KIDS Video app	K-2	Multiple Learning Goals



Apps for STEM Learning (Science, Technology, Engineering & Math)

PBS Parents Play & Learn	PK-K	Literacy, Math	Ready Jet Go! Space Explorer	K-2	Science
Play & Learn Engineering	PK-K	Science and Engineering	Ready Jet Go! Space Scouts	K-2	Science and Engineering
Play & Learn Science	PK-K	Science	Nature Cat's Great Outdoors	K-3	Science
Splash and Bubbles for Parents	PK-K	Science	PBS KIDS ScratchJr	1-2	Coding
Splash and Bubbles Ocean Adventure	PK-K	Science	Outdoor Family Fun with Plum	1-3	Science and Engineering
The Cat in the Hat Builds That!	PK-K	Science and Engineering	Cyberchase Shape Quest	1-5	Math, Science
The Cat in the Hat Invents	PK-K	Science and Engineering	PBS KIDS Games app	K-2	Multiple Learning Goals
Jet's Bot Builder: Robot Games	K-2	Science and Engineering	PBS KIDS Video app	K-2	Multiple Learning Goals
Photo Stuff with Ruff	K-2	Science			



pbskids.org/apps

