

# The Learning Neighborhood 2024 Summer Challenge





# What is Summer Challenge?

WFSU's annual Summer Challenge provides educational activities for families across the Big Bend with FREE summer learning kits distributed throughout Leon County Public Libraries and select Leon County Schools. Activity kits feature a Summer Challenge activity book, hands-on learning materials, and more. Children earn points for completing activities that they can exchange for prizes, such as books and art supplies, at the end of the summer.

This year, our Summer Challenge theme is "The Learning Neighborhood".


# What is The Learning Neighborhood?

The Learning Neighborhood is a partnership between community organizations and businesses focused on early learning needs of children and their families. With the help of Florida Center for Interactive Media, WFSU is launching [TheLearningNeighborhood.org](http://TheLearningNeighborhood.org). This interactive website allows kids to explore different jobs that make up their community.

Each stop in the neighborhood is tied to resources to help children understand through PBS KIDS shows, games, hands-on activities, books, and additional resources!

# What is Ready To Learn?

Ready To Learn 2020-2025 is a project of CPB and PBS KIDS, working with early learning experts like WFSU to create experiences that expose young children to career and workforce options and help them to build vital functional literacy, critical thinking, collaboration, and "world of work" skills and knowledge. This effort will also empower and equip parents, caregivers, and communities to support children's learning and growth in these areas to put children on a path to lifetime success.





# SUMMER CHALLENGE CHECKLIST




KEEP TRACK OF YOUR POINTS TO EARN PRIZES AT THE END OF SUMMER! IN AUGUST, FIND US AT DESIGNATED LOCATIONS TO TRADE YOUR POINTS FOR BOOKS, GAMES AND MORE!

8/1 10AM-1PM  
LAKE JACKSON  
LIBRARY

8/2 10AM-1PM  
NORTHEAST  
LIBRARY

8/3 10AM-1PM  
WFSU  
PUBLIC MEDIA

- READ 10+ BOOKS
- Visit [TheLearningNeighborhood.org](http://TheLearningNeighborhood.org) TO EXPLORE YOUR COMMUNITY
- FILL OUT YOUR LYLA IN THE LOOP ROUTINE CHART
- LISTEN TO THE WORK IT OUT WOMBATS PODCAST
- CREATE A WORK OF ART WITH CITY ISLAND "ART MUSEUM"
- WRITE YOUR TINY TIME TRAVEL NEWSLETTER
- WATCH A PBS KIDS SHOW, AND TELL US WHICH ONE: \_\_\_\_\_
- EXPLORE A NEW PARK WITH FAMILY
- ATTEND A WFSU LIBRARY CAMP
- MAKE LYLA'S COCONUT DROPS OR TRY A NEW RECIPE



Ready To Learn



Florida Center for  
Interactive Media  
FLORIDA STATE UNIVERSITY



COVERING FLORIDA  
COMMITTED TO COVERAGE

LEON COUNTY  
SCHOOLS



# HEALTHY KIDS

## Children's Activity Sheet



### WORD SEARCH






#### FIND THESE WORDS


- |          |              |
|----------|--------------|
| Exercise | Immunization |
| Soap     | Toothbrush   |
| Healthy  | Kids         |
| Sports   | Toothpaste   |
| Hygiene  | Reading      |
| Strong   | Vegetables   |

S X F I S K F G A T S H C Z I  
M T X P M B N G O O Q K N J Z  
I O R M G I B O F O K L C K V  
Y M R O D K T X F T A Y I Y P  
H Z M A N H E G W H U D E E J  
T E E U B G L T Z P S U C J R  
L R S R N S E L B A T E G E V  
A F U I M I N L O S X E W F G  
E S P W C Y Z F G T J B B G V  
H S K R K R P A E E M W S V B  
H Y G I E N E M T J C Z P N V  
C C E H A S H X N I S P O E H  
L T V D Q B K F E J O K R A S  
P A O S F B S Z N E V N T R P  
Q K E P G Z J G W S O Z S E L



### COLORING





## WHY CHOOSE FLORIDA KIDCARE?

- More than half of Florida's uninsured children qualify for completely free or low-cost health and dental insurance with Florida KidCare.
- Most families pay nothing or just \$15 or \$20 a month.
- Many children keep their same pediatricians.
- Even if one or both parents are working, families are still eligible for insurance.
- 9 out of 10 parents say applying for Florida KidCare is easy - start today!
- 95% of parents are happy with Florida KidCare services.

**JOIN THE MORE THAN 2 MILLION  
CHILDREN ALREADY ENROLLED.**









**Fl**♥**orida KidCare**  
HEALTH AND DENTAL INSURANCE



# HAVE A SHAPE-TASTIC SUMMER!

Count each shape and write your answers in the chart below



	<input type="text"/>		<input type="text"/>		<input type="text"/>		<input type="text"/>
	<input type="text"/>		<input type="text"/>		<input type="text"/>		<input type="text"/>



MacGillivray Freeman's  
**CITIES OF THE FUTURE**


Discover the exciting innovations transforming our world

Narrated by **John Krasinski**

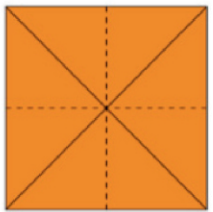
**NOW PLAYING**

Engineers often need to make things that can be folded up to fit into small spaces. Origami, a special Japanese way of folding paper, helps them make their designs even better.

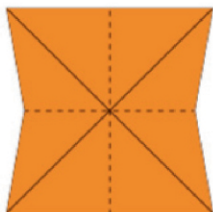
**Learn some basic origami folds by following these instructions to make a fish.**



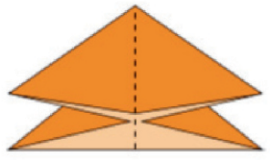
**1.** Start with a square piece of paper and fold it along the two diagonals.



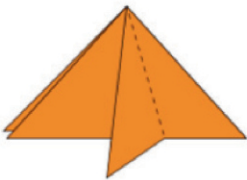
**2.** Turn the paper over and fold the vertical and the horizontal line.



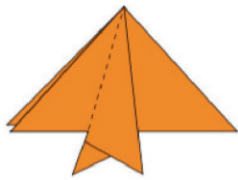
**3.** Hold the paper on both sides and push it together at the folded lines.




**4.** This creates a triangle.



**5.** Fold the right corner to the middle to create a fin.



**6.** Fold the left corner on top of the right corner.



**7.** Turn the fish around and use markers to decorate it.

[www.ChallengerTLH.com](http://www.ChallengerTLH.com)

**\*Present this workbook at our box office to redeem one (1) complimentary admission to any IMAX documentary at 200 S. Duval St., Tallahassee, FL. Valid thru 9/30/2024. No cash value.**





# A-Z WORLD OF WORK

THINK OF A CAREER THAT YOU MIGHT WANT TO LEARN MORE ABOUT THAT BEGINS WITH EACH LETTER OF THE ALPHABET.

**a**

**b**

**c**

**d**

**e**

**f**

**g**

**h**

**i**

**j**

**k**

**l**

**m**

**n**

**o**

**p**

**q**

**r**

**s**

**t**

**u**

**v**

**w**

**x**

**y**

**z**



# My Reading Chart



**Name:** \_\_\_\_\_

Book Title	Did you read with someone?	Date



Have a grown-up initial here!



In every city, you can find art all around you. Art can be used to tell a story about the history of where you live or what makes your city special. Watch the City Island episode, “Art Museum” on PBS KIDS where Watt’s teacher, Ms. Easel, takes him to a local art museum to learn about different styles of art.

**What type of art will Watt make for his city?**

You have been hired to create a work of art for your city or neighborhood. Make a sketch below of what you will create based on what makes where you live special!  
Is it a mural, sculpture, or drawing? The options are endless!





COUNCIL ON CULTURE & ARTS | TALLAHASSEE/LEON COUNTY

# TALLAHASSEE'S LOCAL PUBLIC ART



- **"BIG BEND II" BY CHARLES HOOK**
  - YEAR COMPLETED: 1986
  - LOCATION: 2048 E PAUL DIRAC DR



- **"THE COOKOUT" SPEED STORE MURAL BY MICHAEL CROWNE**
  - YEAR COMPLETED: 2022
  - LOCATION: 801 FLORAL ST



- **"C.K. STEELE STATUE" BY DAVID LOWE**
  - YEAR COMPLETED: 1985
  - LOCATION: TALLAHASSEE CITY BUS TERMINAL AT C.K. STEELE PLAZA



- **"ASPHALT ART MURAL" BY LINDSEY MASTERSON**
  - YEAR COMPLETED: 2023
  - LOCATION: SAXON ST AND LINEAR PARK



- **"A STROLL DOWN SEABOARD ST" BY JOSEPH COWDREY**
  - YEAR COMPLETED: 2022
  - LOCATION: RAILROAD SQUARE



- **"AMERICAN ROYALTY" FROM THE "A WALK IN TIME SERIES" BY BRADLEY COOLEY AND BRADLEY COOLEY JR.**
  - YEAR COMPLETED: 2007
  - LOCATION: 500 S BRONOUGH ST



- **"ASPHALT ART MURAL" BY VARDYCE GAINES**
  - YEAR COMPLETED: 2023
  - LOCATION: SAXON ST AND OSCEOLA ST



- **"BIRDS BUS SHELTER" BY MARK DICKSON**
  - YEAR COMPLETED: 2013
  - LOCATION: 280 W GAINES ST



- **"BRUCE LEE MURAL" BY NICK SEABOLT**
  - YEAR COMPLETED: UNKNOWN
  - LOCATION: RAILROAD SQUARE



- **"ASPHALT ART MURAL" BY FRANZLINE WHALEY**
  - YEAR COMPLETED: 2023
  - LOCATION: SAXON ST AND TUCKER ST



- **"CASANIAS VILLAGE SCULPTURE" BY UNKNOWN ARTIST**
  - YEAR COMPLETED: 2018
  - LOCATION: 448 W GEORGIA ST



- **"CHAD O'HARA MURAL" BY UNKNOWN ARTIST**
  - YEAR COMPLETED: UNKNOWN
  - LOCATION: 1130 THOMASVILLE RD



- **"CIVIL RIGHTS HERITAGE WALK" BY FSU MASTER CRAFTSMAN STUDIO**
  - YEAR COMPLETED: 2013
  - LOCATION: MONROE ST AND JEFFERSON ST



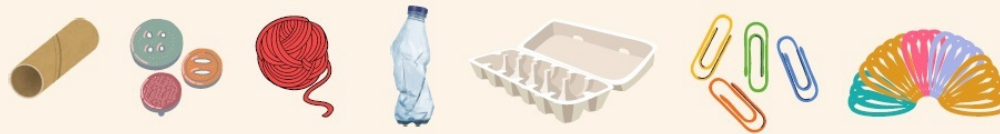
- **"DECLARATION" DESIGNED BY KENN VON ROENN**
  - YEAR COMPLETED: 2014
  - WOODWARD AVE AND GAINES ST

## VISIT THESE ARTWORKS AND MORE WITH FRIENDS AND FAMILY!



Thornton's Treasures

# ASSEMBLAGE ADVENTURES



1. **Gather Materials:** Collect various found objects such as paper towel rolls, buttons, plastic bottles, old fabric, etc.  
a. Be sure to ask your parents for permission to use your found objects.


2. **Choose a Base:** This could be cardboard, poster board, or even a flat rock.

3. **Arrange Objects:** Lay out your found objects and start placing them on your base.

4. **Glue or Tape:** Once happy, use glue or tape to secure the objects.  
a. Make sure to ask an adult for help, glue can be messy and tape might be tricky.

5. **Add Details:** Get creative! You can use markers, paint, or other materials to make your work even more **UNIQUE!**

6. **HAVE FUN! :)**



*Everything is Under the Black Tree*  
Thornton Dial Sr.  
1990 - 1992

Want to make more art for **FREE?**  
Join us at Gadsden Arts, where  
**Every Saturday is a Family Day!**

# Goodwood


MUSEUM & GARDENS

OUTDOOR SCAVENGER HUNT


Gnome



Lizard



Bird



Oak Tree



Clover



Rabbit



Magic  
Ball



Cline's  
Cottage



Rocking  
Chair

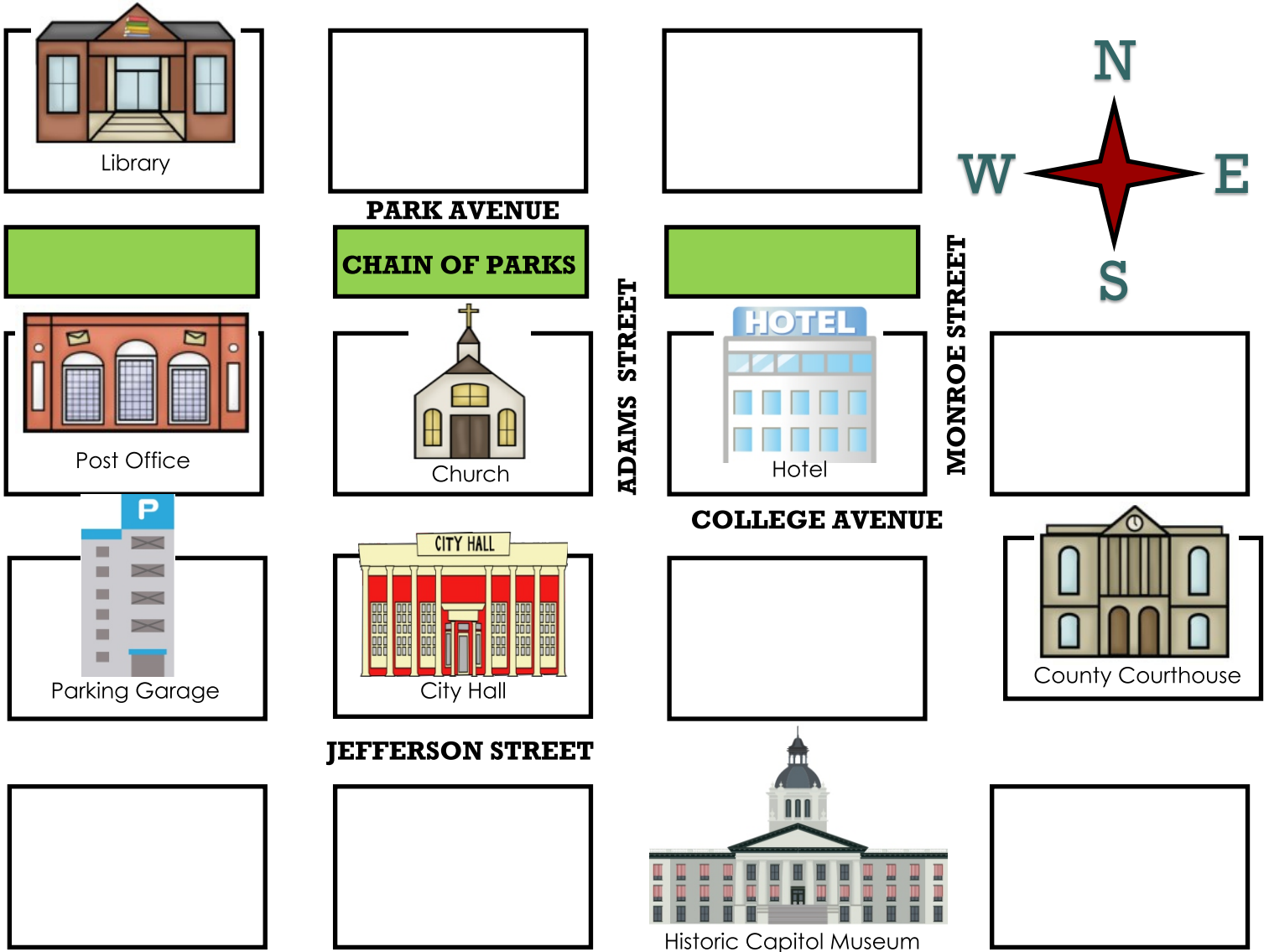


Instructions: As you walk around Goodwood Museum & Gardens, look for the items above. Check off the items on this worksheet once you find them.

All items can be found **without** a paid house tour.

# The Historic Capitol's Neighborhood

Come be a part of our neighborhood; visit the **Historic Capitol Museum**. Learn about Florida's government and explore our *Becoming Florida's Capital* exhibit and interactive area. We are FREE and open to the public seven days a week!



This is a map of some of the streets and types of buildings found in the Historic Capitol's neighborhood. Explore downtown Tallahassee and add details to the map.

- **Begin your adventure at the Historic Capitol. Come inside! Learn about the changes in the building's neighborhood over the past 200 years. Take part in a scavenger hunt as you explore the exhibits. Draw the block around the Historic Capitol Museum.**
- **Exit the building onto Monroe Street. Head north to Jefferson Street. Turn west. Walk one block to Adams Street. It is made of a unique material. What is it? Add it to your map.**
- **Walk north on Adams Street to the Chain of Parks. In the park to your east, draw a tree.**
- **Walk two blocks west, along Park Avenue, to the library. What is your favorite book?**



400 S. Monroe Street, Tallahassee, FL 32399 (850) 487-1902 [flhistoriccaptol.gov](http://flhistoriccaptol.gov)  
 Monday - Friday 9:00 a.m. - 4:30 p.m., Saturday 10:00 a.m. - 4:30 p.m., Sunday Noon - 4:30 p.m.





# EPISODE TWO: PRESCRIBED FIRE MANAGER

Listen to the episode, “Prescribed Fire Manager” on the podcast, Jamming on the Job. It takes a look at important job in our own city of Tallahassee, Florida. After listening, you will have learned lots about what it takes to be a Prescribed Fire Manager. Write some of the things you learned on the note pages here! If you visit Lake Talquin like Christina and Andrés, take a picture and use the hashtag #WFSUSummer2024 to share with us!

How does a prescribed burn help keep the forest healthy?

---

---

---

---

---

---

---

---

What skills does a prescribed fire manager need to have?

---

---

---

---

---

---

---

---

What steps does a prescribed fire manager take before a controlled burn?

---

---

---

---

---

---

---

---

What is an example of a natural barrier for controlled burns?

---

---

---

---

---

---

---

---

Listen Free!

[PBSKIDS.org](https://www.pbskids.org)

# JELLY, BEN & POGO

## Watch Jelly, Ben & Pogo on PBS KIDS

In the episode “Balikbayan Box”, Pogo learns what a Balikbayan box is in the Philippine culture and why it is special to them. Watch this episode **FREE** on [PBSKIDS.org](https://www.pbskids.org)!

### What is a Balikbayan box?

Balikbayan means “return to hometown”. Jelly and Ben help their grandmother pack up some items that they find useful everyday or is special to them, like Ellie the Elephant, to send to their family in the Philippines.

A Balikbayan can be used to celebrate your family, like for J.R.’s birthday, or it can be just because you are thinking of someone.




**wfsu**  
PUBLIC MEDIA

# JELLY, BEN & POGO



Who do you want to send a  
Balikbayan box to?


What would you put  
inside?



Draw what  
you would  
put in your  
Balikbayan  
inside this  
box



# What do you want to be when you grow up?



## Across

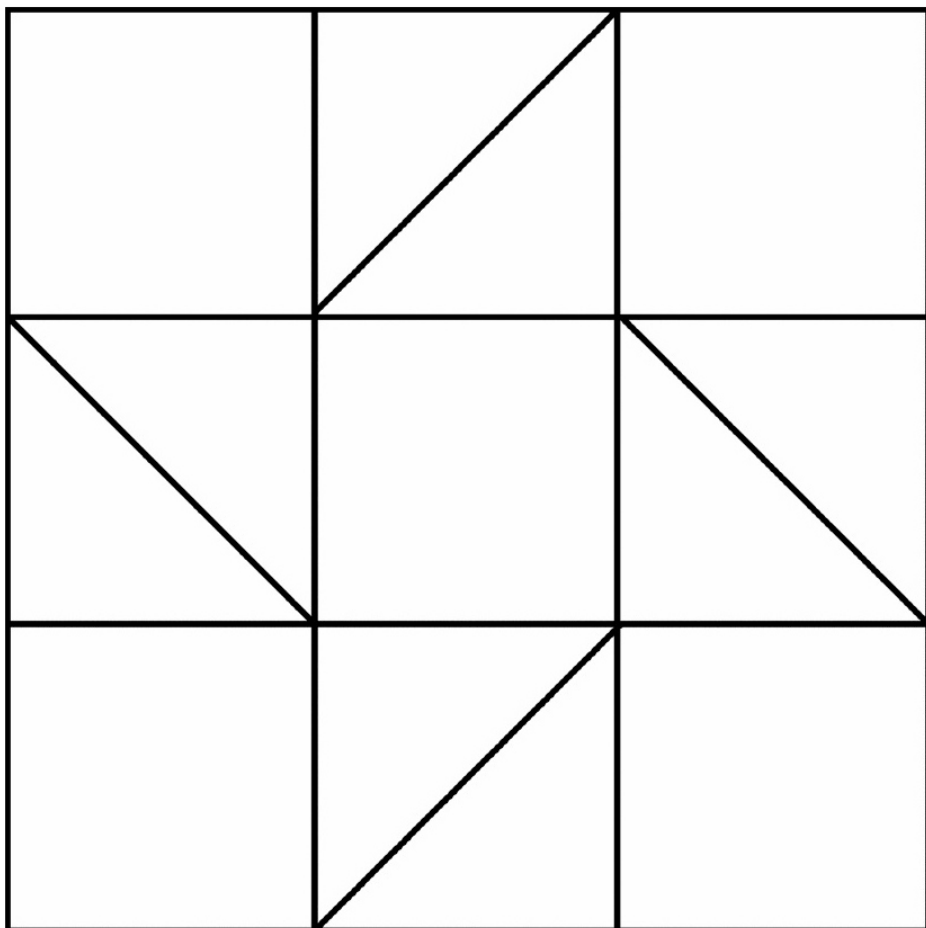
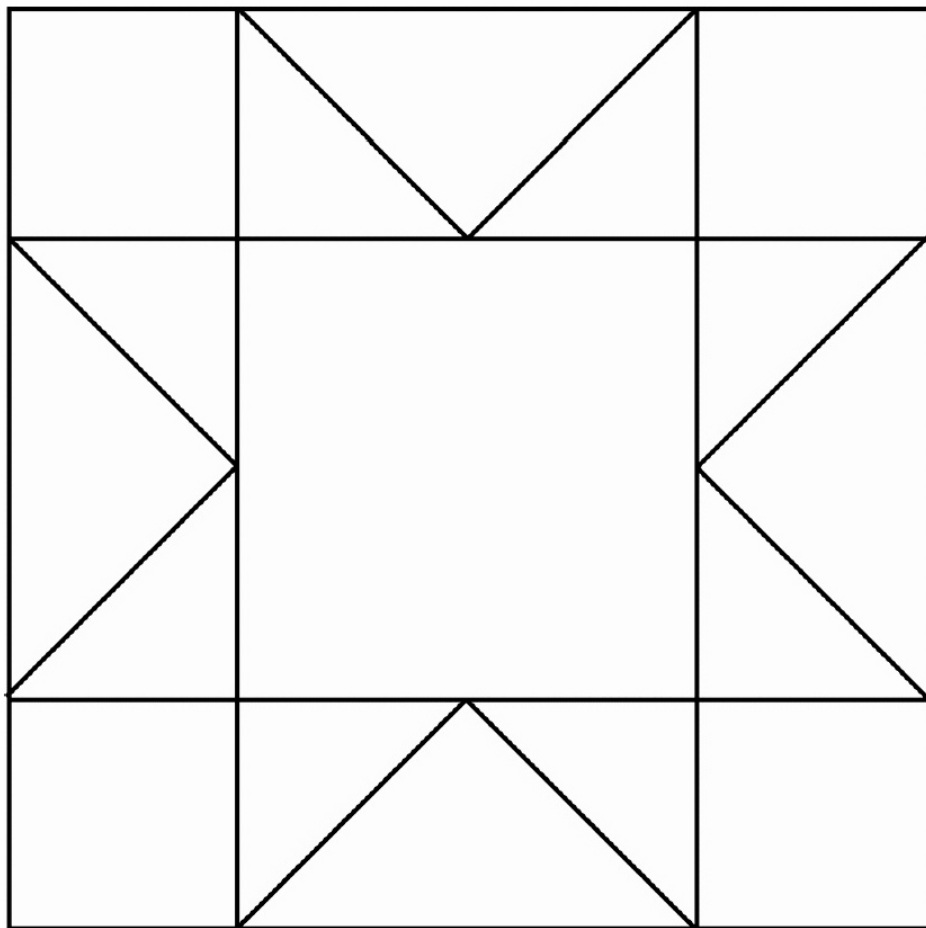
1. Designs, plans, and supervises the construction of buildings
2. Makes breads, cakes, and pastries
3. Flies an airplane
4. Uses skill and imagination to create art
5. Designs menus, cooks, and creates recipes

## Down

1. Competes in one or more sports
2. Writes books, stories, or articles
3. Maintain law and order, helps keep people safe
4. Practices medicine, keeps patients healthy, and helps those who are sick
5. Helps patients keep their teeth clean and healthy
6. Helps students learn important information such as math or science.

# MoFA's Quilt Square Coloring Sheet

Inspired by MoFA's upcoming exhibition, *The Quilts of Mrs. Gussie Beatrice Arnold Hill*, we invite you to color your own quilt squares.



Visit the *The Quilts of Mrs. Gussie Beatrice Arnold Hill*, at no cost from June 13 - December 14th, 2024.



FSU Museum of Fine Arts  
mofa.fsu.edu @fsumofa



# The Loops Coconut Drops Recipe

Watch “The Loops Coconut Drops Recipe” clip FREE on [PBSKIDS.org](http://PBSKIDS.org) and see how Lyla and her family figure out how to make a delicious snack while missing some ingredients.



What you will need to make Lyla’s Coconut Drops trail mix

1. Coconut Flakes




2. Chocolate chips



3. Your favorite cereal



4. Raisins



**Directions:** Use the ingredients listed or pick out ingredients you already have at home.

You can use your WFSU measuring spoons to help! Put all the ingredients in a big bowl and mix!










## Watch “The Big Gathering” on PBS KIDS!

Molly of Denali The Big Gathering is an all-new series of shorts featuring Molly and community of Qyah, Alaska as they prepare for “The Big Gathering” inspired by the real-life annual Alaskan Federation of Natives Convention. Watch FREE on PBSKIDS.org!

### The Big Gathering: Picture Perfect

In this episode, Molly helps Tooyey with the “Most Alaskan” Photo Competition. The requirements are that it must represent the Alaskan spirit and show a unique point of view. Point of view is the perspective you or someone else has on something.



Bald Eagle



Brown Bears



Moose

# Neighborhood Nature Journal



## Natural Beauty in Our Own Backyard

Natural beauty can be found just about anywhere! With a grown-up, explore the nature that surrounds you in your backyard or a public park. Is there water? Are there hills? Do animals live there? The possibilities to learn more are endless.

## Your Next Challenge

Using a phone or camera, snap some photos of the natural beauty that you see in your community, just like Tooey did in The Big Gathering. Share your photos to WFSU by using the hashtag #WFSUSummer2024. Paste the photos you take in your nature journal here and write a description underneath.





# ARCHAEOLOGY

## Uncovering History in Your Neighborhood

Mission San Luis has been home to many people over hundreds of years. Archaeology helps us to tell their stories.

Archaeology is the scientific study of items that people from the past have made, used, and left behind. An **archaeologist** carefully studies these items, called **artifacts**, which can help tell us more about our history!



*Excavating the Mission San Luis Church, circa 1986*



*Excavation at Mission San Luis, 2022*



*Archaeologist studying pottery, 2023*

Artifacts are often buried in the ground. Archaeologists use **excavation**, or careful digging in square units to track exactly where artifacts are found. They take detailed notes – and even make drawings!

Archaeologists also record written descriptions of artifacts, take photographs, and study changes in the soil color.

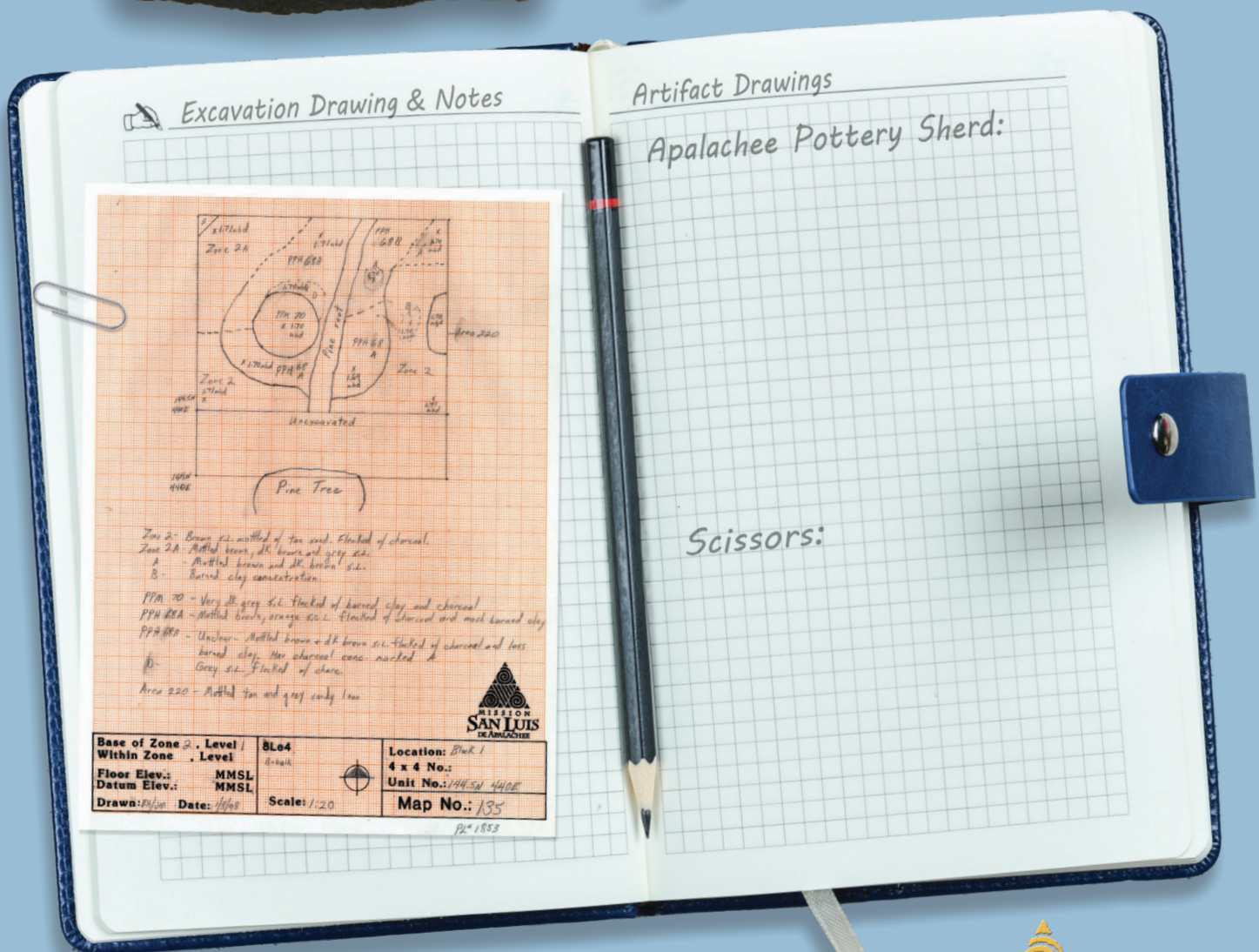
Learn more about archaeology at [MissionSanLuis.org/learn/archaeology](https://MissionSanLuis.org/learn/archaeology).


These artifacts were found at Mission San Luis and nearby.  
Can you draw them in the notebook below?

Apalachee Indian  
Pottery Sherd (piece)



Scissors



Base of Zone 2 . Level	8L64	Location: Block 1
Within Zone . Level	8L64	4 x 4 No.:
Floor Elev.: MMSL		Unit No.: 144.5A 4408
Datum Elev.: MMSL		Map No.: 135
Drawn: EJM Date: 10/80	Scale: 1/20	PL 1853

MISSION SAN LUIS

Florida's Apalachee-Spanish Living History Museum

2100 West Tennessee Street, Tallahassee, Florida | 850.245.6406 | MissionSanLuis.org

Open Tuesday through Sunday - 10 am to 4 pm

Adults: \$5 Ages 6-17: \$2 Under 6 and Members: Free





# How do I care for my family?



## Caring for Someone

Name \_\_\_\_\_

There are many ways to show someone else you care for them. You can help them learn new skills, you can help with chores, you can practice healthy habits, and so much more!

I can show my \_\_\_\_\_ I care by:  
(name a family member)

\_\_\_\_\_

\_\_\_\_\_

\_\_\_\_\_

Draw a picture of how you can care for someone else.

Find more games and activities at [pbskidsforparents.org](http://pbskidsforparents.org)

PBS KIDS and the PBS KIDS Logo are registered trademarks of Public Broadcasting Service. Used with permission.



**COVERING FLORIDA**  
COMMITTED TO COVERAGE

Health Insurance Marketplace Help

📞 877-813-9115

[coveringflorida.org](http://coveringflorida.org)


Covering Florida offers free navigation assistance for the Health Insurance Marketplace.



# MY BEDTIME ROUTINE

A bedtime routine helps you calm your body and mind. Sleep helps you have energy for tomorrow! Color in the pictures that are part of your bedtime routine each night.

I floss and brush my teeth.



I take a shower or bath.





I read a good book (or a few!)

I set an alarm so I can wake up on time.




I put on my pajamas.



I eat dinner.

I tell my family "Good night!"



What else do you do before bed?  
Use this space to draw!



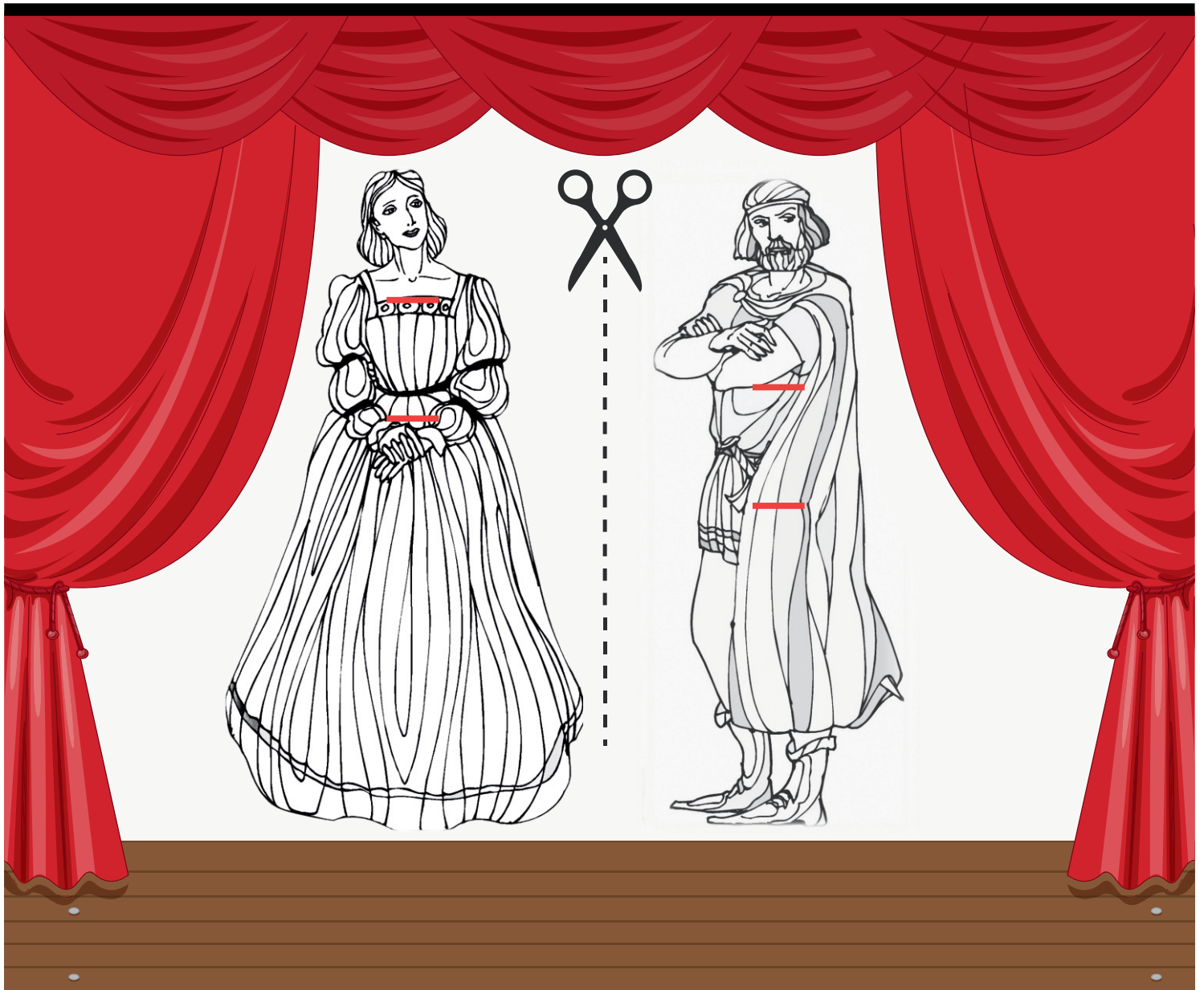
I get cozy under the covers.



# SOUTHERN SHAKESPEARE COMPANY

## PENCIL PUPPET THEATRE

All the world's a stage, and the neighborhood theatre is a fun place in to work and visit! YOU can put on a show at home with **markers, pencils, scissors, and the help of an adult.**



**First**, with the help of an adult, use a pair of scissors to cut out the white area between the curtains and the stage (You can fold the paper on the dotted line to get started with a cut along that fold). **Then**, after you have the white area separately, color and cut out the actors. **Finally**, you can fold the actors vertically to snip along the red lines, where you can insert a pencil to create puppets. Pin the paper stage to the bottom of a lampshade to give your stage light and yourself space to puppeteer the actors.

What stories will you tell? *If you want to share them, contact us at [SouthernShakes.org](http://SouthernShakes.org)!*





# ADVENTURE BEGINS AT YOUR LIBRARY



LEROY COLLINS  
LEON COUNTY  
PUBLIC LIBRARY

Explore the outdoors with this bingo scavenger hunt!

**BUTTERFLY**



**FLOWERS**



**STARS**



**DRAGONFLY**



**LAKE or POND**



**BIRD**



**BEE**



**SQUIRREL**



**LEAF**



Find more information at  
[LeonCountyLibrary.org/SummerPrograms](http://LeonCountyLibrary.org/SummerPrograms)





# INTRODUCING THE TINY TIME TRAVEL NEWSLETTER



## Episode: "Noelle Your Neighbor"

Watch the episode "Noelle Your Neighbor" FREE on PBSKIDS.org. In this episode, Tyler and Tony help their friend Noelle with her dream of being a reporter. As a reporter, you have an important duty to tell the truth of an event that happened or someone's story. Features of a newsletter often have a header at the beginning of a section, a photo to help tell the story, and information to educate the reader.



On the next page, write your own newsletter! First, gather some information like Noelle did. Take notes and draw pictures of what you see or find out. Check the boxes below to help you get started. Want to share your story with us? Post on social media and use the hashtag #WFSUSummer2024

### TO WRITE ABOUT AN EVENT:

GO TO THE LOCATION OR RESEARCH WHERE THE EVENT TOOK PLACE

NOTICE YOUR SURROUNDINGS (USE YOUR 5 SENSES)

### TO INTERVIEW SOMEONE:

PICK SOMEONE YOU KNOW OR SOMEONE NEW

DO RESEARCH, ASK QUESTIONS, LISTEN, AND TAKE NOTES



---

# NEWSLETTER

WRITE THE  
NAME OF YOUR  
NEWSLETTER

WRITTEN BY:

---

HEADER GOES  
HERE

WRITE STORY HERE

DRAW OR PASTE  
PHOTO HERE



**From the Mojo**  
from 1st Coast Printing

**wfsu**  
PUBLIC MEDIA







Keyshawn Solves It is one of PBS Kids' latest podcasts that focuses on problem solving and social-emotional skills while intertwining historical facts. Keyshawn receives a set of keys for his 10th birthday that have been passed down for generations in his family since 1843. These aren't just any old keys though; they can unlock any door! Join Keyshawn on his mission to find all of the missing bikes so he and his friends can participate in the Juneteenth bike parade.

## After listening to the podcast, discuss these questions with an adult.

1. What is the main problem or challenge that Keshawn faces?
2. How does Keshawn use problem-solving skills to overcome obstacles?
3. Can you relate to any of the challenges Keshawn faces? How would you approach solving those problems?
4. What are some positive character traits that Keshawn demonstrates throughout the show?
5. What lessons or messages did you take away from the show ?
6. How does "Keshawn Solves It" inspire and empower you to become a problem solver in your life?

## Mystery-themed books you may love:



Interested in more resources?

# FCRR

FLORIDA CENTER for READING RESEARCH

Scan below to view the activities.



Scan below to view the videos.







# Neighborhood Scavenger Hunt

Keyshawn is on the case to find out why so many bikes are going missing in his neighborhood! Go for a walk in your neighborhood with an adult to see if you can find all the things mentioned in the Keyshawn Solves It podcast.



lock



bike



keys



bus



ice cream truck



dog



tree



garage



basketball hoop



car



playground



STOP sign

Work  
It Out  
**Wombats!**<sup>TM</sup>

**ON AIR**

**Listen to the Work It Out Wombats!  
podcast episode, “Cloud Ship Playdate”,  
available FREE on Spotify, YouTube,  
and PBS KIDS Video!**

**Scan one of the  
codes to listen  
and complete the  
activity!**



# Our Local Clouds



**Cumulus Clouds** are flat on the bottom and fluffy on top. They are a very common type of cloud formation.

**Cirrus Clouds** are thin and wispy. These are common to see during the winter time in Florida.



**Stratus Clouds** are a common type of cloud to see and often create a gloomy, overcast sky and can indicate rain in the forecast.

**Go outside and look up in the sky.  
What type of clouds can you identify?  
Draw the clouds here.**







# Summer 2024 Camp Days

Join WFSU for a series of special day programs at select Leon County Library locations and City of Tallahassee Community Centers. At each camp day, your family will watch a PBS KIDS episode, read a book, participate in hands-on activities, and take home some goodies! Please register using the QR code below, spaces are limited! We hope to see you there!

## JUNE

**June 7th, 10AM-12PM**  
Dr. B.L. Perry Branch

**June 8th, 10AM-12PM**  
LeVerne Payne  
Community Center

**June 21st, 10AM-12PM**  
Main Library

**June 22nd, 10AM-12PM**  
Children Services Council  
Facility

Use this QR code  
to register!



## JULY

**July 12th, 10AM-12PM**  
Woodville Branch

**July 13th, 10AM-12PM**  
Walker-Ford  
Community Center

**July 26th, 10AM-12PM**  
Fort Braden Branch

**July 27th, 10AM-12PM**  
Fred George Greenway  
Museum

