

Report for AG3_Community Survey January 2019_WFSU

Response Counts



Totals: 175

I am aware of reasons why high school graduates have trouble securing gainful employment.











Value	Percent	Responses
Strongly Agree	19.3%	33
Agree	55.0%	94
Neutral	14.6%	25
Disagree	9.9%	17
Strongly Disagree	1.2%	2

Totals: 171

Statistics

Average	3.8
---------	-----

Please rate the top 3 reasons (you believe) high school graduates have trouble securing gainful employment (1 = top reason):

Item	Overall Rank	Rank Distribution	Score	No. of Rankings
Lack of guidance for career pathways	1		883	101
Lack of soft skills (interpersonal and/or people skills)	2		773	89
Lack of skills	3		641	74
Lack of quality high school education (reading literacy, math skills, etc.)	4		567	63
Perceptions about non 4-year college degree pathways	5		472	55
Knowledge about non 4-year college degree pathways	6		329	39
Lack of ambition	7		308	37
Lack of transportation	8		290	36
Lack of child care	9		97	16
Mental health issues	10		92	16



How many times in the past 3 months have you had a conversation with someone about how young people in our community have difficulties securing gainful employment?






Value		Percent	Responses
None		49.7%	79
1 - 2		33.3%	53
3 - 4		10.7%	17
5 - 6		1.3%	2
More than 6		5.0%	8
			Totals: 159

Please answer the following:

	Strongly Agree	Agree	Neutral	Disagree	Strongly Disagree	Responses	Average
High schools play a vital role in helping students explore all career paths including alternatives to attending a 4-year college or university. Count Row %	58 37.7%	49 31.8%	21 13.6%	21 13.6%	5 3.2%	154	3.9

	Strongly Agree	Agree	Neutral	Disagree	Strongly Disagree	Responses	Average
There are plenty of opportunities for gainful employment available to high school graduates that do not require a 4-year college degree. Count Row %	23 14.6%	54 34.2%	36 22.8%	34 21.5%	11 7.0%	158	3.3
Young adults can make a living with a two-year degree. Count Row %	27 17.4%	86 55.5%	24 15.5%	17 11.0%	1 0.6%	155	3.8
I would be happy if my child decided to pursue a skilled career rather than going to a 4-year college. Count Row %	36 22.6%	61 38.4%	28 17.6%	25 15.7%	9 5.7%	159	3.6
Totals Total Responses						159	3.6

If a recent high school graduate approached you today and asked for guidance about employment opportunities that do not require a 4-year degree would you know where to direct her/him for information?

Value		Percent	Responses
Strongly Agree		18.6%	29
Agree		47.4%	74
Neutral		19.2%	30
Disagree		12.8%	20
Strongly Disagree		1.9%	3
			Totals: 156

Statistics

Average	3.7
---------	-----

Please answer the following:

	Strongly Agree	Agree	Neutral	Disagree	Strongly Disagree	Responses	Average
Networking is important when entering a career. Count Row %	71 46.1%	69 44.8%	13 8.4%	1 0.6%	0 0.0%	154	4.4
I am aware of resources available to connect job seekers to a network of people working in their desired field. Count Row %	7 4.5%	57 37.0%	47 30.5%	38 24.7%	5 3.2%	154	3.1
I am aware of the career education and training opportunities available to young adults in my community. Count Row %	20 12.9%	60 38.7%	35 22.6%	37 23.9%	3 1.9%	155	3.4
Totals Total Responses						155	3.6

Please answer the following statements:

	Strongly Agree	Agree	Neutral	Disagree	Strongly Disagree	Responses	Average
People need a 4-year college degree to be productive members of society. Count Row %	1 0.6%	6 3.8%	10 6.4%	92 59.0%	47 30.1%	156	1.9
Completion of a 4-year college degree is essential to obtaining gainful employment. Count Row %	3 1.9%	8 5.1%	14 9.0%	99 63.5%	32 20.5%	156	2.0
After high school, all students should attend a 4-year college or university. Count Row %	2 1.3%	8 5.1%	19 12.2%	70 44.9%	57 36.5%	156	1.9
Workforce development is crucial for our region's economy. Count Row %	68 44.2%	79 51.3%	6 3.9%	1 0.6%	0 0.0%	154	4.4

	Strongly Agree	Agree	Neutral	Disagree	Strongly Disagree	Responses	Average
There are in-demand skilled jobs for high school graduates in our region that do not require a 4-year college degree. Count Row %	28 18.1%	85 54.8%	31 20.0%	9 5.8%	2 1.3%	155	3.8
It is acceptable for a 16-26 year old member of my family to pursue a career path that leads to gainful employment other than through a 4-year college degree program. Count Row %	55 35.3%	80 51.3%	9 5.8%	11 7.1%	1 0.6%	156	4.1
Totals Total Responses						156	3.0

Please answer the following:

	Strongly Agree	Agree	Neutral	Disagree	Strongly Disagree	Responses	Average
<p>It is important for technical and community colleges to provide credentialing (certificates, qualifications, etc.) for entrance into the workforce within 2 years or less.</p> <p>Count Row %</p>	67 43.5%	78 50.6%	8 5.2%	1 0.6%	0 0.0%	154	4.4
<p>It is important for high schools to provide career and technical education (CTE) programs.</p> <p>Count Row %</p>	78 50.6%	69 44.8%	4 2.6%	3 1.9%	0 0.0%	154	4.4
<p>It is important for students to have the opportunity to obtain credentials (certificates, qualifications, etc.) for the workforce while in high school.</p> <p>Count Row %</p>	64 41.6%	70 45.5%	12 7.8%	7 4.5%	1 0.6%	154	4.2

	Strongly Agree	Agree	Neutral	Disagree	Strongly Disagree	Responses	Average
It is important for businesses to provide internships and apprenticeships to help prepare young adults for careers. Count Row %	91 59.1%	61 39.6%	2 1.3%	0 0.0%	0 0.0%	154	4.6
It is important for educational institutions to partner with businesses to ensure that they are preparing students for the workforce and gainful employment. Count Row %	92 59.7%	55 35.7%	7 4.5%	0 0.0%	0 0.0%	154	4.6
Totals Total Responses						154	4.4






How many times in the past 3 months have you had a conversation with someone about the importance of completing high school?

Value		Percent	Responses
None		62.6%	97
1 - 2		22.6%	35
3 - 4		5.2%	8
5 - 6		5.2%	8
More than 6		4.5%	7
			Totals: 155





How many times in the past 3 months have you had a conversation with someone about the importance of selecting a career path prior to graduating from high school?

Value		Percent	Responses
None		67.7%	105
1 - 2		23.2%	36
3 - 4		6.5%	10
5 - 6		1.9%	3
More than 6		0.6%	1
			Totals: 155

How often in the past 3 months have you spoken with someone 16-26 years of age about their career goals?

Value		Percent	Responses
None		32.9%	51
1 - 2		35.5%	55
3 - 4		17.4%	27
5 - 6		5.8%	9
More than 6		8.4%	13
			Totals: 155

Adults play an important role in assisting high school students in choosing a career path.

Value		Percent	Responses
Strongly Agree		37.5%	57
Agree		57.2%	87
Neutral		3.9%	6
Strongly Disagree		1.3%	2
			Totals: 152

Statistics

Average	4.3
---------	-----

Public media provides necessary and important information to my community.

NPS Score: 26.9



Promoters 51.7% 77

Passives 23.5% 35

Detractors 24.8% 37

Totals: 149

I turn to public media for information and resources beyond the news.

NPS Score: 14.7



Promoters 44% 66

Passives 26.7% 40

Detractors 29.3% 44

Totals: 150

There needs to be more skilled career opportunities in my community that do not require a four-year college degree.

NPS Score: 20.3



Promoters 47.3% 70

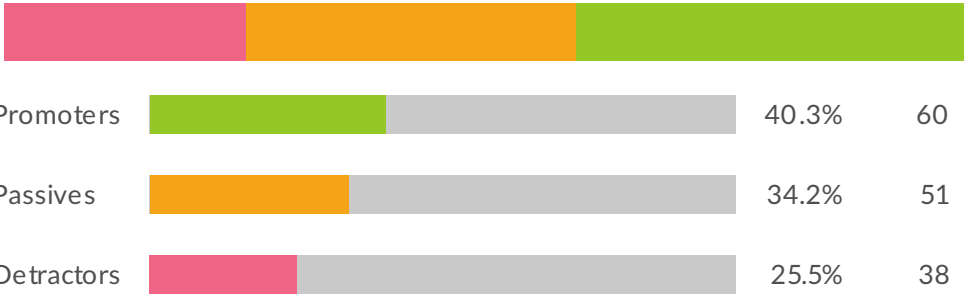
Passives 25.7% 38

Detractors 27% 40

Totals: 148

I would encourage a young person in my life to seek out high demand skilled careers that require technical training or associate degrees.

NPS Score: 14.8



Totals: 149

Please answer the following:

	Strongly Agree	Agree	Neutral	Disagree	Strongly Disagree	Responses	Average
I am aware of my public media station's American Graduate: Getting to Work initiative. Count Row %	12 8.0%	26 17.3%	33 22.0%	50 33.3%	29 19.3%	150	2.6
I believe public media plays an essential role in my community. Count Row %	60 40.3%	67 45.0%	17 11.4%	2 1.3%	3 2.0%	149	4.2
I believe public media can contribute to improving workforce development. Count Row %	51 34.2%	73 49.0%	19 12.8%	2 1.3%	4 2.7%	149	4.1
Totals Total Responses						150	3.6

Please answer the following:

	Yes	No	Responses
I have seen American Graduate: Getting to Work content on my local public television station. Count Row %	15 10.0%	135 90.0%	150
I have heard American Graduate: Getting to Work content on my local public radio station. Count Row %	33 22.0%	117 78.0%	150
I have seen American Graduate: Getting to Work content on social media (Facebook, Twitter, Instagram). Count Row %	8 5.3%	142 94.7%	150
Totals Total Responses			150




As a result of seeing or hearing American Graduate: Getting to Work content, I...

	Yes	No	Responses
Looked for more information about a high-demand skilled career pathway. Count Row %	3 8.1%	34 91.9%	37
Told a young adult about a high-demand skilled career. Count Row %	12 32.4%	25 67.6%	37
Helped a young adult (16-26 years of age) enroll in a training or education program for a high-demand skilled career. Count Row %	2 5.4%	35 94.6%	37
Used resources that were mentioned or links provided as part of the American Graduate: Getting to Work content. Count Row %	6 16.2%	31 83.8%	37
Totals Total Responses			37








The American Graduate: Getting to Work content I saw/heard was:

	Yes	No	Responses
Relevant to young adults. Count Row %	36 94.7%	2 5.3%	38
Engaging and interesting. Count Row %	35 92.1%	3 7.9%	38
Provided information I did not know. Count Row %	29 76.3%	9 23.7%	38
Motivated me to share the information. Count Row %	18 47.4%	20 52.6%	38
Totals Total Responses			38

What is your gender?







Value		Percent	Responses
Male		32.7%	49
Female		66.0%	99
Prefer Not to Answer		1.3%	2
Totals: 150			

Please indicate your age:

Value		Percent	Responses
18 - 29 years old		3.3%	5
30 - 39 years old		10.0%	15
40 - 49 years old		9.3%	14
50 - 59 years old		16.7%	25
60 - 69 years old		29.3%	44
70+ years old		28.0%	42
Prefer Not to Answer		3.3%	5










Totals: 150

Please indicate the race/ethnicity with which you most often identify:

Value		Percent	Responses
White, not Hispanic or Latino/a		85.2%	127
Hispanic or Latino/a		2.0%	3
Black or African American		2.7%	4
Asian		2.0%	3
2 or More Races/Ethnicities		3.4%	5
Prefer Not to Answer		4.7%	7












Totals: 149

Please indicate your highest level of education:

Value		Percent	Responses
High school graduate, diploma or equivalent		2.7%	4
Some college credit, no degree		6.7%	10
Trade/technical/vocation training		1.3%	2
Associate's degree		8.7%	13
Bachelor's degree		30.7%	46
Master's degree		25.3%	38
Professional degree		8.7%	13
Doctorate degree		14.0%	21
Prefer Not to Answer		2.0%	3

Totals: 150

Which best describes your current employment status:

Value		Percent	Responses
Employed for wages, full time		42.7%	64
Employed for wages, part time		4.0%	6
Self-employed		10.7%	16
Out of work and looking for work		1.3%	2
Out of work but not currently looking for work		0.7%	1
A homemaker		2.0%	3
A student		0.7%	1
Military		0.7%	1
Retired		35.3%	53
Unable to work		0.7%	1
Prefer Not to Answer		1.3%	2

Totals: 150